


2026

**Motorcraft**  
Adventure Developments

**TREKKON RANGE**  
**EXPEDITION READY**  
A COMPLETE SOLUTION



# CONTENTS

THE PROCESS	4
ABOUT THE TREKKON RANGE	6
WHAT'S INCLUDED?	8
HABITATION BOX SIZING	
3.5M - 11.5FT	18-19
4M - 13FT	20-21
4.5M - 14.5FT	22-23
4.5M - 14.5FT	24-25
4.8M - 15.7FT	26-27
5.2M - 17FT	28-29
5.2M - 17FT	30-31
5.4M - 17.7FT	32-33
5.6M - 18.4FT	34-35
5.6M - 18.4FT	36-37
6M - 19.7FT	38-39
6M - 19.7FT	40-41
6.3M - 20.7FT	42-43
6.3M - 20.7FT	44-45
6.5M - 21.3FT	46-47
6.8M - 22.3FT	48-49
7M - 23FT	50-51
7.5M 23FT	52-53
7.5M 23FT	54-55
STANDARD OPTIONS	56-57
OPTIONAL EXTRAS	58-59

# THE PROCESS



## **1. YOUR CHOICE OF BASE VEHICLE**

There are plenty of vehicles suitable for your overland adventures, and Motorcraft is here to help. While we do not actively sell vehicles, we can assist you in sourcing the perfect one to match your lifestyle and requirements. Additionally, our team is happy to advise on which vehicles are best suited for your specific needs, ensuring you start your build with the ideal foundation for your journey.

## **2. HABITATION BODY SIZE**

Now that you've identified the ideal base vehicle for your adventure, it's time to select one of Motorcraft's layouts that's best suited to your vehicle choice and your needs. With a variety of sizes and layouts available, you can create the perfect living space for your overland adventures.

## **3. CUSTOMISATION AND OPTIONAL EXTRAS**

You have the option to select your cupboard colours and soft furnishings. Additionally, we offer a range of optional extras to further customise your truck to suit your preferences.

## **4. DELIVERY**

We offer worldwide shipping for all of our products. For those interested in having their habitation kit professionally mounted, you may bring your vehicle to our facility for a nominal fee, and drive away with your new habitation box securely installed.

## **5. FIT OUT AND PERSONALISATION**

With your new Trekkon habitation body mounted, you're ready to begin installing your exterior components. This is your opportunity to truly make the truck your own, incorporating personalised features and styling to reflect your individual taste and lifestyle.

# COMPLETED HABITATION UNITS

READY FOR YOUR ADVENTURE



The Trektron range is a series of customisable, pre-defined layouts designed to give you the overland vehicle you've always wanted — without the cost or delays of a full bespoke build.

By streamlining the design and manufacturing process, we deliver premium, expedition-ready solutions at a fraction of the price.

Each layout has been carefully developed to maximise space, durability and functionality, giving you the freedom to choose a configuration that suits your needs perfectly. It's the smart way to build a serious overland truck — expertly engineered, ready to go, and remarkably affordable

**Disclaimer:** All products shown are subject to change without prior notice. Specifications, features, and availability may be updated to reflect improvements or adjustments.



Motorcraft  
Adventure Developments





**WHAT'S INCLUDED?**



# EXPERIENCE YOU CAN RELY ON

Our Trekkon modules are built upon decades of experience in crafting rugged overland vehicles, combined with the skill and precision of our in-house team. Designed and manufactured by Motorcraft, each Trekkon unit reflects our commitment to long-term reliability and performance from the very first journey. Every module includes the following Motorcraft-engineered components



## HABITATION BODY & SUBFRAME

Our habitation boxes are built using Motorcraft's own aluminium cappings, designed from the ground up for expedition use. A resin-based thermal break between inner and outer layers ensures excellent insulation in extreme cold, keeping you warm and dry wherever you roam.

In hotter climates, high-performance insulation and gloss white roof panels help reflect heat, keeping the interior cool. Completing the system is our kinetic subframe, tailored to your chosen chassis — two rails fixed rigidly at one end and mounted with spring bolts at the other to allow controlled movement.

## WINDOWS, DOORS & HATCHES

Our windows are designed to suit your chosen layout, making the most of interior space while maximising light and storage. The result is a bright, practical living area that feels like home. All are double-glazed, toughened, and built for durability, security, and excellent insulation — expertly crafted for vehicle living.

They pair perfectly with the Motorcraft entrance door, which offers the same high standards of thermal efficiency and strength. Featuring a stainless steel hinge, five-point lock, and anti-pry reinforcement, it's built for any adventure.

Completing the set, our reinforced GRP access hatch matches the door and windows in both style and rugged performance.



# THE QUALITY YOU DESERVE

Whether you are looking for a 3.5m or a 7.5m habitation body, Motorcraft have simplified the choice for you with the Trekkon range.



## SEATING

Depending on the body length and your chosen layout, you'll have either a fixed bed positioned above garage storage or a height-adjustable bed that raises and lowers over the seating area. Both options are complemented by practical overhead cupboards, providing valuable storage without compromising space.

Larger body sizes can also accommodate bunk beds — a perfect solution for families or those who enjoy travelling with friends. Additionally, several layouts offer the flexibility to convert the main seating area into an occasional guest bed, ensuring you're always ready for company, planned or unexpected

## KITCHEN

Isotherm CR 320, CR130, CRO200 Fridge Freezer, depending on layout/body length.

Bamboo counter top, domino AEG induction hob, stainless steel sink with single hot and cold faucet and counter space.

Base units with an integrated AEG Electric oven. In the 6.8m and 7m bodies, there is also an integrated wine cooler, while the 7.5m option offers a pull out pantry.

Overhead Cupboards, with integrated extractor fan.

All cabinets are designed and manufactured by our master craftsmen from the finest quality birchwood ply

that is faced with a hard wearing finish, according to your chosen colour palette.

All ironmongery is stainless steel. Ensuring the interior is capable of withstanding the forces of extreme off-roading.











# EXPERIENCE YOU CAN RELY ON

Our Trekkon modules are built upon decades of experience in crafting rugged overland vehicles, combined with the skill and precision of our in-house team. Designed and manufactured by Motorcraft, each Trekkon unit reflects our commitment to long-term reliability and performance from the very first journey.

## SHOWER AND TOILET

With the exception of the 6.3m and 6.5m models, which feature separate toilet and shower rooms, all layouts include a combined shower and toilet space. Each is fitted with a high-quality separator (composting) toilet and a heated towel rail as standard.

Our bespoke white GRP shower trays, designed and manufactured in-house by Motorcraft, are paired with a durable bamboo shower board for a refined yet practical finish. A matching white GRP sink, complete with hot/cold mixer tap and under-sink storage cabinet, offers both style and function.

To complete the experience, a rainfall shower head provides comfort and convenience for life on the road.

## HEATING SYSTEM

Experience unparalleled comfort with the Wallas Spartan Water Heater — a state-of-the-art diesel-powered system delivering efficient, silent, and reliable heating wherever your journey takes you. Boasting an impressive 90% efficiency through its condensing heat exchanger, the Spartan Water Heater ensures rapid and consistent warmth, whether you're heating domestic water or powering convector radiators for space heating. Its advanced Greenboost technology not only optimises fuel and electricity consumption but also supports renewable diesel (HVO), offering an eco-friendly solution without compromising performance. With features like remote activation via the Wallas App, high-altitude mode for optimal combustion in varying terrains, and a summertime setting for hot water without cabin heating, the Spartan Water Heater is engineered for adventurers who demand comfort, efficiency, and sustainability in every expedition.



# ROBUSTNESS YOU'RE GOING TO NEED

Our systems are engineered to thrive in the toughest conditions on Earth — from frozen highlands to sweltering deserts. Every component is rigorously tested for off-road durability, long-term reliability, and global resilience. Wherever your journey takes you, Trekkon is built to go the distance.



## ENERGY SYSTEMS

Every Trekkon unit comes equipped with a robust Victron Energy system as standard, featuring a powerful 10kWh LiFePO<sub>4</sub> battery bank, full battery management system (BMS), and a high-performance 5kW inverter. This setup delivers reliable, off-grid power for extended adventures, with seamless integration across your electrical systems.

Designed for serious overland travel, the system ensures stable energy supply for everything from heating and refrigeration to charging laptops and running tools. For those with greater demands, we offer flexible upgrade options to increase both storage capacity and inverter power — giving you the freedom to scale your setup to match your journey.

## WATER SYSTEMS

Our integrated water locker houses a fully insulated, all-season water management system, designed to keep your services protected and accessible no matter the climate.

At the heart of the system are two SL10 water filters housings, each fitted with advanced carbon nano filtration, ensuring clean, odour-free water wherever you are in the world.

By isolating all key water components — including filtration, pumps, and pipework — outside the living space, we deliver a solution that simplifies maintenance, enhances hygiene, and ensures reliable performance year-round.







# DESIGNED TO SUIT YOU AND YOUR VEHICLE

Whether you're planning a solo expedition or travelling as a family, the Trekkon range offers a variety of pre-defined layouts tailored to suit different needs. From compact two-berth configurations with generous storage, to full-sized four-berth living spaces with fixed beds and separate wash rooms, each design maximises usability and comfort on the road

**3.5M 11.5FT**



**4M 13FT**



**4.5M 14.5FT**



**4.5M 14.5FT**



**5.6M 18.4FT**



**5.6M 18.4FT**



**6M 19.7FT**



**6.5M 21.3FT**



**6.8M 22.3FT**



**7M 23FT**





For those prioritising versatility, select Trekkon layouts offer flexible living and storage solutions that adapt to your journey. Features like convertible seating areas, and optional workspace zones give you the freedom to tailor the interior to your lifestyle — whether you're working remotely, travelling full-time, or exploring at your own pace.

**4.8M 15.7FT**



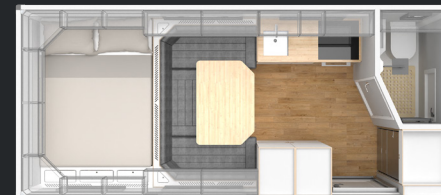
**5.2 17FT**



**5.2M 17FT**



**5.4M 17.7FT**




**6M 19.7FT**



**6.3M 20.7FT**




**6.3M 20.7FT**



**7.5M 24.6FT**



**7.5M 24.6FT**






£122,500

€145,650 - \$165,650

## SUGGESTED VEHICLES

Large 4x4 car based chassis cabs like landrover 130s and Landcrusiers

Any van based chassis cab like the Mercedes Sprinter, MAN TGE



## ESSENTIAL DETAILS

- 2 Berth
- 'U' Shaped Seating with Integrated Storage
- Raising / Lowering Electric Bed
- Half Wardrobe
- Overhead Cupboard (Kitchen & Bathroom)
- Isotherm CRUISE CR130 Fridge
- Electric 2 Ring Induction Hob (AEG 3000 Domino)
- Electric Integrated Oven (AEG)
- Storage Access Hatch
- Composting Toilet
- Rainfall Shower
- 650mm Entrance Door
- 2x Expedition A Windows
- Expedition Ev Window
- Expedition B Window

3.5M 11.5FT



**£140,000**


**€166,450- \$189,300**



## SUGGESTED VEHICLES

Any van based chassis cab like the Mercedes Sprinter, MAN TGE

Smaller 4x4 trucks like the Mitsubishi Fuso or the Mercedes Atego



## ESSENTIAL DETAILS

- 2 Berth
- 'U' Shaped Seating with Integrated Storage
- Raising / Lowering Electric Bed
- Isotherm CRUISE CR220 Fridge Freezer
- Electric 2 Ring Induction Hob (AEG 3000 Domino)
- Electric Integrated Oven (AEG)
- 650mm Entrance Door
- Storage Access Hatch
- 2x Expedition A Windows
- Expedition Ev Window
- Expedition B Window
- Composting Toilet
- Rainfall Shower

4M  
13FT



**£157,500**

**€187,300- \$213,000**

### SUGGESTED VEHICLES

Smaller 4x4 trucks like the Mitsubishi Fuso or the Mercedes Atego



### ESSENTIAL DETAILS

- 2 Berth
- 'U' Shaped Seating with Integrated Storage
- Raising / Lowering Electric Bed
- Isotherm CRUISE CR320 Fridge Freezer
- Electric 2 Ring Induction Hob (AEG 3000 Domino)
- Electric Integrated Oven (AEG)
- 650mm Entrance Door
- Storage Access Hatch
- 2x Expedition A Windows
- Expedition Ev Window
- Expedition B Window
- Composting Toilet
- Rainfall Shower

4.5M  
14.8FT





£157,500

€187,250- \$213,000

## SUGGESTED VEHICLES

Smaller 4x4 trucks like the Mitsubishi Fuso or the Mercedes Atego



## ESSENTIAL DETAILS

- 2 + 2 Berth
- Face to Face Seating with Integrated Storage
- Fixed Double Bed
- Independent Garage
- Isotherm CRUISE CR220 Fridge Freezer
- Electric 2 Ring Induction Hob (AEG 3000 Domino)
- Electric Integrated Oven (AEG)
- 650mm Entrance Door
- 4x Expedition B Windows
- Expedition Ev Window
- Square Access Garage Hatch
- Composting Toilet
- Rainfall Shower

4.5M 14.5FT





**£168,000**

**€199,800- \$227,300**

4.8M  
14.5FT

### SUGGESTED VEHICLES

Smaller 4x4 trucks like the Mitsubishi Fuso or the Mercedes Atego

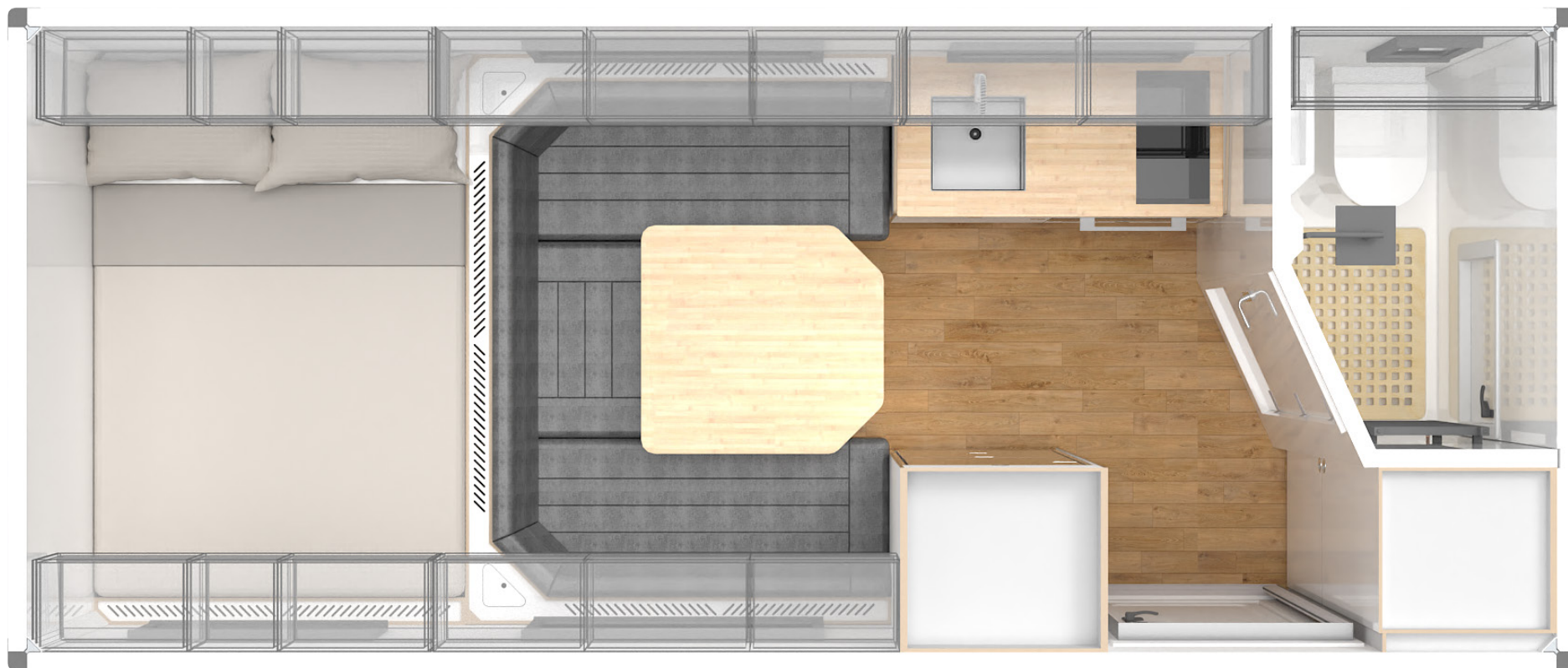
Short wheelbase medium sized trucks like the MAN TGM or similar



### ESSENTIAL DETAILS

- 2 + 2 Berth
- Face to Face Seating with Integrated Storage (Added Bed)
- Fixed Double Bed
- Independent Garage
- Isotherm CRUISE CR220 Fridge Freezer
- Storage Access Hatch
- Composting Toilet
- Rainfall Shower





**£182,000**

**€216,450 \$246,150**

5.2M 17FT

### SUGGESTED VEHICLES

Smaller 4x4 trucks like the Mitsubishi Fuso or the Mercedes Atego

Short wheelbase medium sized trucks like the MAN TGM or similar



### ESSENTIAL DETAILS

- 2 + 2 Berth
- 'U' Shaped Seating with Integrated Storage (Added Bed)
- Fixed Double Bed
- Independent Garage
- Isotherm CRUISE CR320 Fridge Freezer
- Electric 2 Ring Induction Hob (AEG 3000 Domino)
- Electric Integrated Oven (AEG)
- 650mm Entrance Door
- 2x Expedition B Windows
- 2x Expedition A Windows
- Expedition Ev Window
- Square Access Garage Hatch
- Composting Toilet
- Rainfall Shower





**£182,000**

€216,450 \$246,150

## SUGGESTED VEHICLES

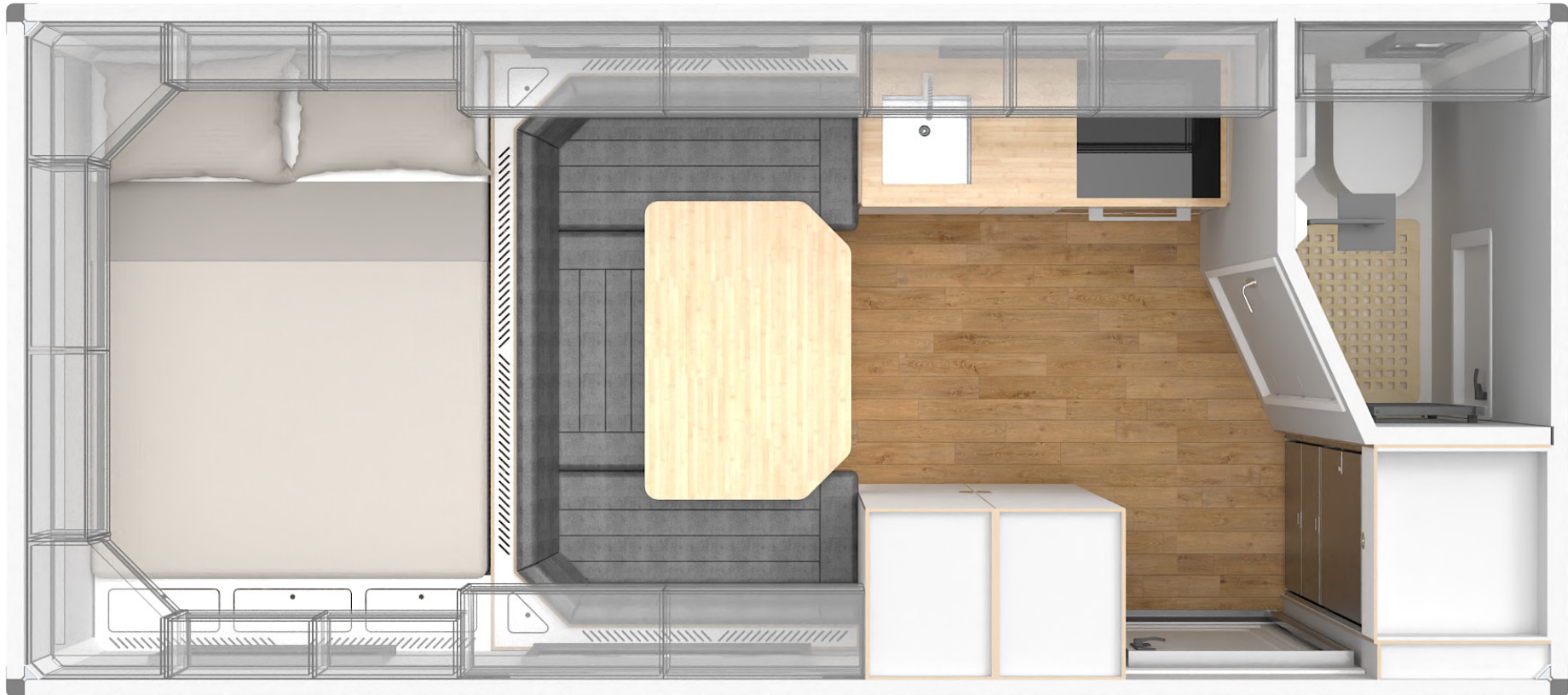
Medium wheelbase  
medium sized trucks  
like the MAN TGM or  
Mercedes Arocs or  
similar



## ESSENTIAL DETAILS

- 2 + 1 Berth
- Face to Face Seating with Integrated Storage (Added Bed)
- Fixed Double Bed
- Independent Garage
- Isotherm CRUISE CR320 Fridge Freezer
- Electric 2 Ring Induction Hob (AEG 3000 Domino)
- Electric Integrated Oven (AEG)
- 650mm Entrance Door
- 2x Expedition B Windows
- Expedition A Windows
- Expedition Ev Window
- Square Access Garage Hatch
- Composting Toilet
- Rainfall Shower

5.2M  
17FT



**£189,000**

**€224,750 - \$255,550**



## SUGGESTED VEHICLES

Medium wheelbase  
medium sized trucks  
like the MAN TGM or  
Mercedes Arocs or  
similar



## ESSENTIAL DETAILS

- 2 + 2 Berth
- Face to Face Seating with Integrated Storage
- Fixed King Bed
- Independent Garage
- Isotherm CRUISE CR320 Fridge Freezer
- Electric 4 Ring Induction Hob (AEG)
- Electric Integrated Oven (AEG)
- 650mm Entrance Door
- 2x Expedition B Windows
- 2x Expedition A Windows
- Expedition Ev Window
- Square Access Garage Hatch
- Composting Toilet
- Rainfall Shower

5.4M  
17.7FT




**£196,000**

**€233,100 - \$265,000**

## SUGGESTED VEHICLES

Medium wheelbase  
medium sized trucks  
like the MAN TGM or  
Mercedes Arocs or  
similar



## ESSENTIAL DETAILS

- 2 + 2 Berth
- Face to Face Seating with Integrated Storage (Added Bed)
- Fixed King Bed
- Independent Garage
- Isotherm CRUISE CR320 Fridge Freezer
- Electric 4 Ring Induction Hob (AEG)
- Electric Integrated Oven (AEG)
- 650mm Entrance Door
- Expedition B Windows
- 2x Expedition A Windows
- Expedition Ev Window
- Square Access Garage Hatch
- Composting Toilet
- Rainfall Shower

5.6M  
18.4FT





**£196,000**

**€233,100 - \$265,000**

## SUGGESTED VEHICLES

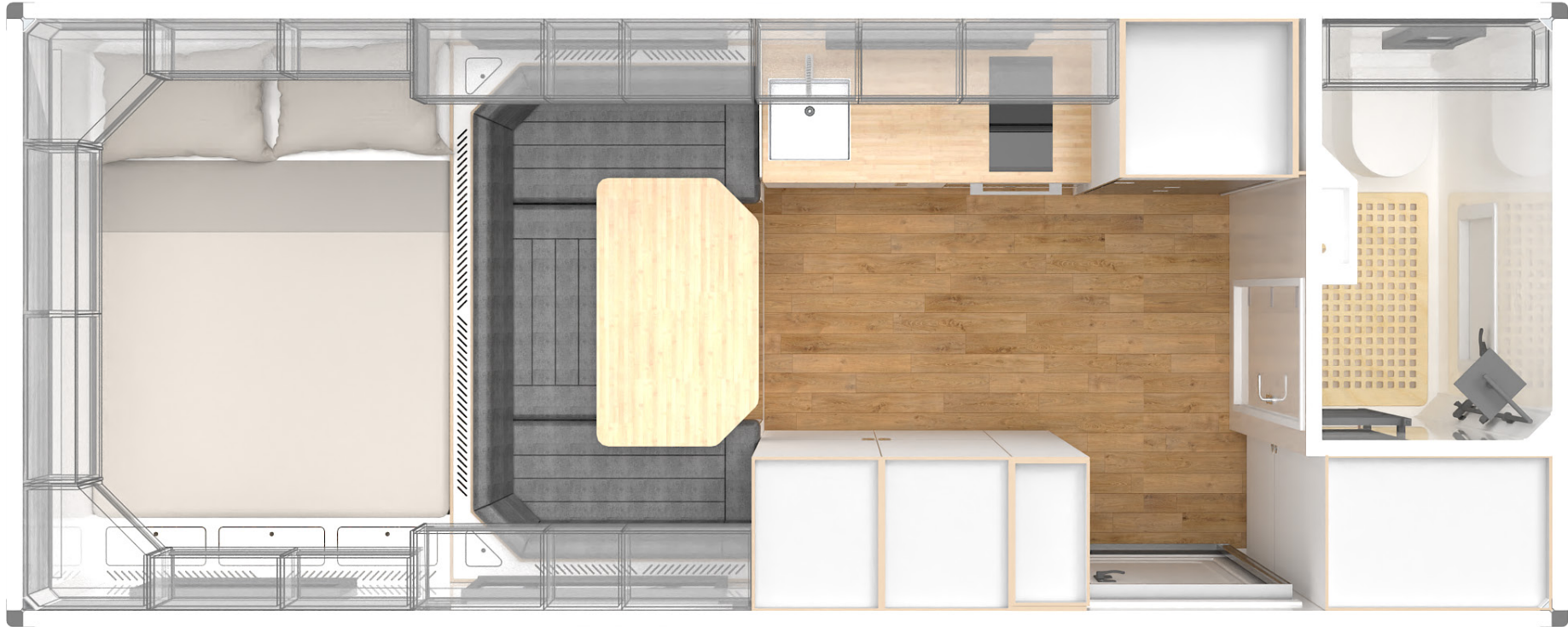
Medium wheelbase  
medium sized trucks  
like the MAN TGM or  
Mercedes Arocs or  
similar



## ESSENTIAL DETAILS

- 2 + 2 Berth
- Face to Face Seating with Integrated Storage
- Fixed King Bed
- 2x Fixed Bunk Beds
- Independent Garage
- Isotherm CRUISE CR220 Fridge Freezer
- Electric 2 Ring Induction Hob (AEG)
- Electric Integrated Oven (AEG)
- 650mm Entrance Door
- 4x Expedition B Windows
- 2x Expedition E Windows
- Expedition Ev Window
- Square Access Garage Hatch
- Composting Toilet
- Rainfall Shower

5.6M  
18.4FT




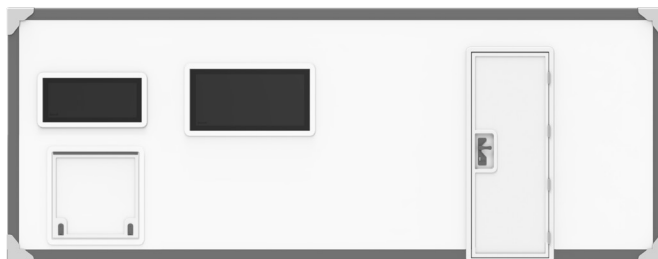
£210,000

€249,800 - \$284,000



## SUGGESTED VEHICLES

Longer wheelbase medium sized trucks like the MAN TGM or Mercedes Arocs or similar or shorter any of the above in a shorter wheelbase 6x6



## ESSENTIAL DETAILS

- 2 + 2 Berth
- 'U' Shaped Seating with Integrated Storage
- Fixed King Bed
- Independent Garage
- Isotherm CRUISE CR320 Fridge Freezer
- Electric 2 Ring Induction Hob (AEG)
- Electric Integrated Oven (AEG)
- 650mm Entrance Door
- 2x Expedition B Windows
- 2x Expedition A Windows
- Expedition Ev Window
- Square Access Garage Hatch
- Composting Toilet
- Rainfall Shower

# 6M 19.7FT




£210,000

€249,800 - \$284,000

## SUGGESTED VEHICLES

Longer wheelbase medium sized trucks like the MAN TGM or Mercedes Arocs or similar or shorter any of the above in a shorter wheelbase 6x6

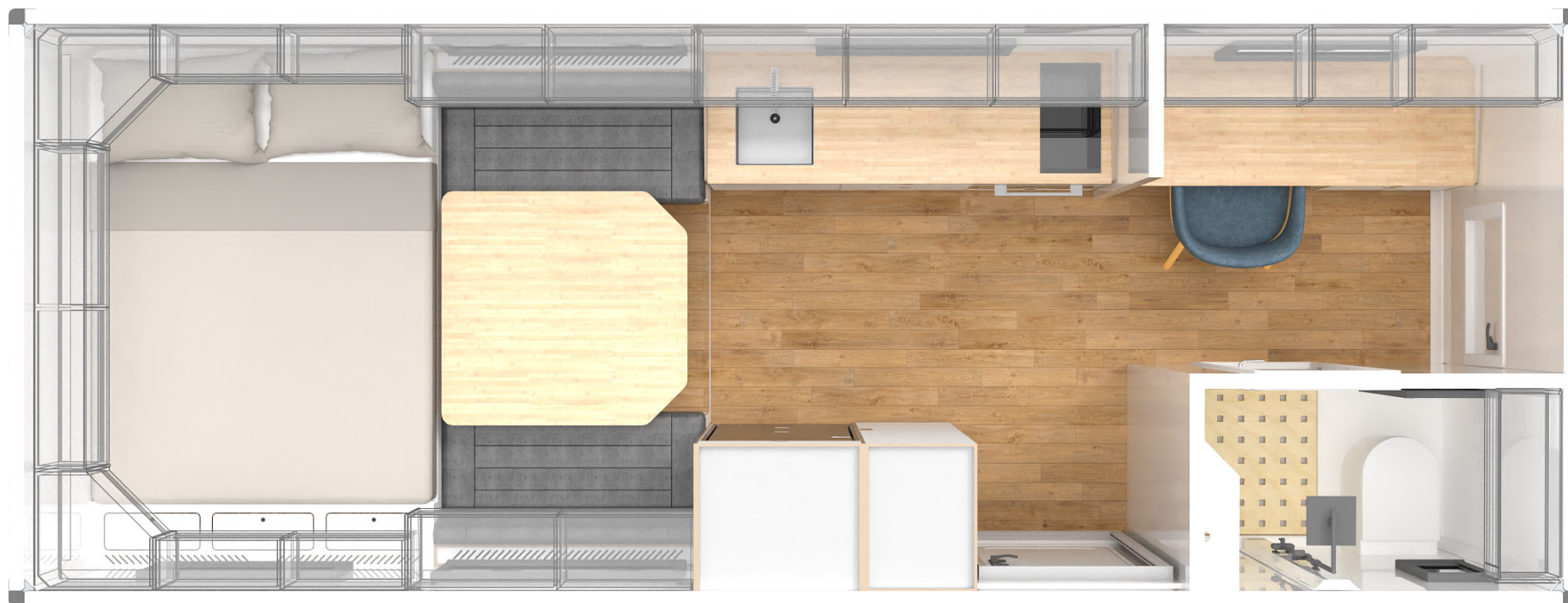


## ESSENTIAL DETAILS

- 4 + 2 Berth
- Face to Face Seating with Integrated Storage
- Fixed King Bed
- 2x Fixed Bunk Beds
- Independent Garage
- Isotherm CRUISE CR320 Fridge Freezer
- Electric 2 Ring Induction Hob (AEG)
- Electric Integrated Oven (AEG)
- 650mm Entrance Door
- 2x Expedition B Windows
- 2x Expedition E Windows
- 2x Expedition A Windows
- Expedition Ev Window
- Square Access Garage Hatch
- Composting Toilet
- Rainfall Shower

6M 19.7FT





**£220,500**

**€262,180 - \$298,500**

## SUGGESTED VEHICLES

Larger sized 6x6 trucks like the MAN TGM or Mercedes Arocs or similar



## ESSENTIAL DETAILS

- 2 + 2 Berth
- Face to Face Seating with Integrated Storage
- Fixed Workstation
- Independent Garage
- Isotherm CRUISE CR320 Fridge Freezer
- Electric 2 Ring Induction Hob (AEG)
- Electric Integrated Oven (AEG)
- 650mm Entrance Door
- 2x Expedition B Windows
- 2x Expedition A Windows
- Expedition C Window
- Expedition Ev Window
- Square Access Garage Hatch
- Composting Toilet
- Rainfall Shower

6.3M  
20.7FT




£220,500

€262,180 - \$298,500



## SUGGESTED VEHICLES

Larger sized 6x6 trucks like the MAN TGM or Mercedes Arocs or similar



## ESSENTIAL DETAILS

- 2 + 2 Berth
- Face to Face Seating with Integrated Storage (Added Bed)
- Fixed King Bed
- Separate Shower and Toilet Cubicles
- Independent Garage
- Isotherm CRUISE CR320 Fridge Freezer
- Electric 2 Ring Induction Hob (AEG)
- Electric Integrated Oven (AEG)
- 650mm Entrance Door
- 3x Expedition A Windows
- Expedition B Window
- Expedition Ev Window
- Square Access Garage Hatch
- Composting Toilet
- Rainfall Shower

6.3M  
20.7FT



£227,500

€270,500 - \$307,600

## SUGGESTED VEHICLES

Larger sized 6x6 trucks like the MAN TGM or Mercedes Arocs or similar



## ESSENTIAL DETAILS

- 2 + 2 Berth
- Face to Face Seating with Integrated Storage (Added Bed)
- Fixed King Bed
- Separate Shower and Toilet Cubicles
- Independent Garage
- Isotherm CRUISE CR320 Fridge Freezer
- Electric 4 Ring Induction Hob (AEG)
- Electric Integrated Oven (AEG)
- 650mm Entrance Door
- 2x Expedition A Windows
- 2x Expedition B Windows
- Expedition Ev Window
- Square Access Garage Hatch
- Composting Toilet
- Rainfall Shower

6.5M  
21.3FT





£238,000

€283,000 - \$321,800

## SUGGESTED VEHICLES

Very Large 6x6 trucks like the MAN TGM or Mercedes Arocs, MAN Kat's etc



## ESSENTIAL DETAILS

- 2 + 2 Berth
- Face to Face Seating with Integrated Storage
- Fixed King Bed
- Independent Garage
- Isotherm CRUISE CR320 Fridge Freezer
- Electric 4 Ring Induction Hob (AEG)
- Electric Integrated Oven (AEG)
- Integrated Wine Cooler
- 650mm Entrance Door
- 3x Expedition A Windows
- Expedition B Window
- Expedition Ev Window
- Square Access Garage Hatch
- Composting Toilet
- Rainfall Shower

6.8M  
22.3FT



£240,000

€291,500 - \$331,250

## SUGGESTED VEHICLES

Very Large 6x6 trucks like the MAN TGM or Mercedes Arocs, MAN Kat's etc



## ESSENTIAL DETAILS

- 2 + 2 Berth
- 'U' Shaped Seating with Integrated Storage
- Fixed King Bed
- Independent Garage
- Isotherm CRUISE CR320 Fridge Freezer
- Electric 4 Ring Induction Hob (AEG)
- Electric Integrated Oven (AEG)
- Integrated Wine Cooler
- 650mm Entrance Door
- 3x Expedition A Windows
- Expedition B Window
- Expedition Ev Window
- Square Access Garage Hatch
- Composting Toilet
- Rainfall Shower





**£262,500**  
€312,250- \$354,900

## SUGGESTED VEHICLES

Very Large 6x6 trucks like the MAN TGM or Mercedes Arocs, MAN Kat's etc



## ESSENTIAL DETAILS

- 2 + 2 Berth
- 'U' Shaped Seating with Integrated Storage
- Fixed King Bed
- Bedroom Partition
- Fitted Wardrobes
- Independent Garage
- Isotherm CRUISE CR320 Fridge Freezer
- Electric 4 Ring Induction Hob (AEG)
- Integrated Oven (AEG)
- Slide-out Pantry6
- 650mm Entrance Door
- 3x Expedition A Windows
- Expedition B Window
- Expedition Ev Window
- Square Access Garage Hatch
- Composting Toilet
- Rainfall Shower

7.5M  
23FT

Motorcraft  
RECREATIONAL EQUIPMENT




£262,500

€312,250- \$354,900

## SUGGESTED VEHICLES

Very Large 6x6 trucks like the MAN TGM or Mercedes Arocs, MAN Kat's etc



## ESSENTIAL DETAILS

- 2 + 2 Berth
- Face to Face Seating with Integrated Storage
- Fixed Bunk Beds
- Bedroom Partition
- Fitted Wardrobes
- Independent Garage
- Isotherm CRUISE CR320 Fridge Freezer
- Electric 4 Ring Induction Hob (AEG)
- Integrated Oven (AEG)
- Slide-out Pantry
- 650mm Entrance Door
- 3x Expedition A Windows
- Expedition B Window
- Expedition Ev Window
- Square Access Garage Hatch
- Composting Toilet
- Rainfall Shower

7.5M  
23FT


Motorcraft  
RECREATIONAL DEVELOPMENTS



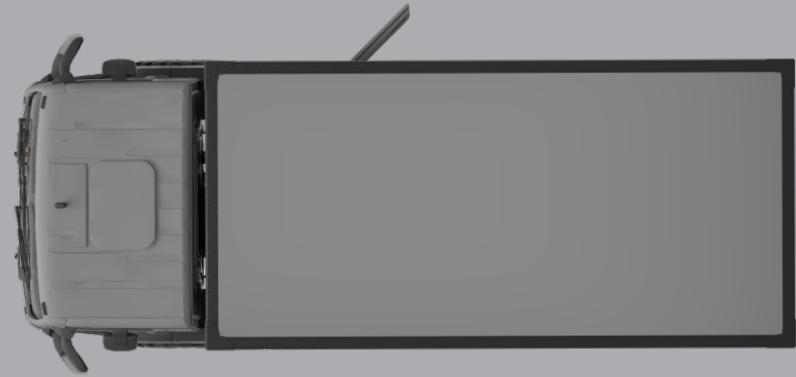
# STANDARD OPTIONS

# HABITATION BOX HANDING

Every box we build is available in both left-hand and right-hand configurations, ensuring a perfect fit for your vehicle and personal preferences. Whether you require a layout that complements your driving habits or one that maximizes space efficiency, our designs are tailored to suit your lifestyle needs.



**LEFT HAND**



**RIGHT HAND**

# **OPTIONAL EXTRAS**

# PERSONALISE YOUR VEHICLE

We manufacture a host of extras which you may wish to add to your kit to give it that personal touch. Just drop us an email for a tailored quote to your specifications.

## **Safari Hatch**

Bring the outside in. We have two sizes to choose from.

## **Sky Hatch**

Easy access to your roof whether it be maintenance or star gazing.

## **Sky light**

Opens onto your roof, lets plenty of light in. Available in two sizes.

## **Storage Lockers**

We can supply these in a handful of sizes to suit.

## **Kitchen Appliance**

Add an washing machine, air fryer or a coffee machine

## **Victron Energy Kit**

Upgrade your battery capacity or Inverter output

## **Solar Energy**

Add solar panels to your electrical installation

## **Windows**

Bring more light in with extra windows.

## **Charger capacity**

Increase the rate you charge at with a high power alternator, generator or add a multi-voltage charger for global use.

## **Body Paint**

Get your whole truck painted to match your body

## **Rear Lift**

Add the ability to carry a motorbike or ATV on the back of your truck

## **Roof Rack**

Get a custom made roof track for your truck

## **Brush Rails**

Brush rails will help to protect your roof line against low hanging obstacle



Motorcraft offers a comprehensive end-to-end service, guiding you from project planning to delivery. With over 35 years of experience and a commitment to high-quality craftsmanship and attention to detail, our expertise turns your vision to reality. Our 60,000 square foot facility is more than just a production site; it is a hub of innovation, quality and craftsmanship that sets Motorcraft apart in the industry.

At Motorcraft, we pursue perfection relentlessly, ensuring that every product we deliver is one we stand behind wholeheartedly and our team would proudly use themselves. We thrive on innovation and demand the highest of standards from ourselves and our suppliers.

**YOUR ADVENTURE  
OUR EXPERTISE.**